



# Guansen WPC

Strong Stylish Sustainable

Premium Wood Plastic Composite Solutions



[www.guansenwpc.com](http://www.guansenwpc.com)



Low Maintenance  
High Performance  
Zero Worries .

# TABLE OF CONTENTS

<b>01</b> ABOUT US	02
<b>02</b> DECKING	04
<b>03</b> WALL PANEL/CLADDING	10
<b>04</b> FENCING	14
<b>05</b> DECKING TILES	16
<b>06</b> PLANTER BOXES	18
<b>07</b> WPC SHEDS	20
<b>08</b> OTHER ITEMS	22
<b>09</b> PRODUCT SPECIFICATIONS	23

## OUR STORY

For over 20 years, our team has been dedicated to delivering high-performance Wood-Plastic Composite (WPC) products for homes, public spaces, and commercial projects worldwide. From raw material selection to precise extrusion and surface finishing, every step of our production is handled with care and expertise.



Our technicians, engineers, and lab specialists work together to refine every product that leaves our factory. We continuously test for strength, UV stability, anti-slip performance, impact resistance, and long-term durability. This commitment to research and improvement allows us to create WPC products that does more than just look good, it performs in real environments, under real conditions.



# WHY CHOOSE Guansen WPC

## OVER TWO DECADES OF EXPERTISE

With 20+ years in WPC design and manufacturing, we understand how outdoor materials are expected to perform. We've considered harsh sun, heavy rain, coastal environments and high-traffic public areas.

## STRICT QUALITY CONTROL & LAB TESTING

Every batch is tested for density, moisture absorption, color fastness, and mechanical strength. Our in-house lab ensures stable, consistent, and reliable performance.

## ECO-FRIENDLY BY DESIGN

By using recycled raw materials and constructing long-life composite products, we reduce the need for deforestation whilst repurposing plastics, minimizing waste production.

## GLOBAL SUPPLY & CUSTOMIZATION

We provide OEM/ODM services, providing custom mixed colors, profiles, and lengths to suit different regions, standards, and needs.

## WPC ADVANTAGES OVER TIMBER

- QUICK & EASY INSTALLATION
- WATERPROOF AND FIRE RESISTANT
- SLIP RESISTANT
- NO ROT, WARP, SPLIT
- NO TERMITES & INSECTS
- LOW MAINTENANCE - NO PAINTING & STAINING
- 20 YEAR GUARANTEE

# FIRST GENERATION WPC DECKING

TRADITIONAL WPC DECKING OFFERS THE NATURAL LOOK OF WOOD WITH THE LONG-LIFE DURABILITY OF COMPOSITE. IT RESISTS ROT, TERMITES AND MOISTURE BETTER THAN TIMBER, AND REQUIRES MINIMAL MAINTENANCE. NO PAINTING. NO SPLINTERING. NO WARPING.



A RELIABLE AND COST-EFFECTIVE SOLUTION FOR EVERYDAY OUTDOOR SPACES.

# TRADITIONAL RANGE

1<sup>ST</sup> GENERATION WPC DECKING




NATURAL TIMBER GRAIN AND COLORS



CRAFTED FROM  
55% WOOD FIBERS  
35% RECYCLED POLYMERS  
10% OTHER SUSTAINABLE MATERIALS

## HOLLOW DECKING

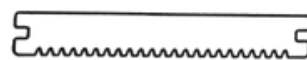


Lightweight and affordable, our Hollow WPC Decking offers great resistance to fading and moisture, ideal for easy installation and long-lasting beauty.

COLORS 



## SOLID DECKING



Durable and low-maintenance, our Solid WPC Decking resists moisture and fading, making it perfect for high-traffic and extreme weather conditions.


COLORS 

# CO-EXTRUSION WPC DECKING

CO-EXTRUSION DECKING IS THE TOP CHOICE FOR OUTDOOR DURABILITY. WITH ITS PROTECTIVE POLYMER OUTER LAYER, IT PERFORMS EVEN BETTER AGAINST SCRATCHES, STAINS, AND UV DAMAGE, OFFERING BETTER PERFORMANCE THAN FIRST-GENERATION DECKING. BUILT FOR ALL-WEATHER CONDITIONS, IT ENSURES YOUR DECK STAYS BEAUTIFUL AND STRONG FOR YEARS.

# PREMIUM RANGE

2<sup>ND</sup> GENERATION - CO-EXTRUSION WPC DECKING



## CO-EXTRUDED SOLID DECKING



Dense, durable, and built to last, our Co-Extruded Solid WPC Decking offers superior strength, rich color depth, and exceptional resistance to wear and weather.

COLORS 

HIGH DENSITY CORE

POLYMER COATING PROVIDES EXCEPTIONAL PROTECTION AGAINST WEAR



20 YEAR GAURANTEE

STAIN RESISTANT

UV-RESISTANT LAYER PREVENTING FADING

SLIP RESISTANT

WATER-PROOF SHELL



## CO-EXTRUDED HOLLOW DECKING



Lightweight yet sturdy, our Co-Extruded Hollow WPC Decking provides modern style and long-lasting performance with further enhanced protection against fading and moisture.

COLORS 

# PVC ASA DECKING

G&S PVC ASA DECKING IS THE NEW GENERATION OF OUTDOOR DECKING - AN DEVIATION FROM TRADITIONAL WPC. ENGINEERED WITH A TOUGH ASA (ACRYLONITRILE STYRENE ACRYLATE) SURFACE LAYER, IT DELIVERS EXCEPTIONAL PROTECTION AGAINST UV RAYS, FADING, AND WEATHERING. THE ALL-POLYMER CORE ENSURES COMPLETE RESISTANCE TO MOISTURE, STAINS, AND MOLD, WHILE THE ANTI-SLIP FINISH PROVIDES SAFETY AND COMFORT UNDERFOOT. DESIGNED FOR MODERN OUTDOOR LIVING, PVC ASA DECKING OFFERS LASTING COLOR, SUPERIOR DURABILITY, AND VIRTUALLY NO MAINTENANCE - THE IDEAL CHOICE FOR PREMIUM, LONG-TERM PERFORMANCE.

# NEXT GENERATION DECKING

## PVC ASA DECKING



G&S PVC ASA Decking features a fully polymer core capped with an ASA surface layer for superior UV, weather, and color resistance. It offers exceptional durability, waterproof performance, and slip resistance, making it ideal for high-exposure outdoor environments.

COLORS 

ASA SURFACE LAYER FOR SUPERIOR UV PROTECTION


HIGH IMPACT AND WEAR RESISTANCE

COLORFAST TECHNOLOGY PREVENTS FADING



FULLY WATERPROOF POLYMER CORE

VERY LIGHTWEIGHT BUT STURDY



# WPC CLADDING & WALL PANELS

TRANSFORM YOUR INTERIOR & EXTERIOR WITH G&S WPC CLADDING - THE SMART, SUSTAINABLE ALTERNATIVE TO TRADITIONAL WOOD SIDING. DESIGNED TO RESIST UV RAYS, MOISTURE, AND DECAY, IT MAINTAINS A RICH COLOR AND BEAUTIFUL FINISH EVEN IN CHALLENGING OUTDOOR ENVIRONMENTS. WITH ITS CLEAN LINES AND MODERN AESTHETIC, WPC CLADDING ENHANCES BUILDING FAÇADES WHILE OFFERING LASTING PROTECTION AND MINIMAL UPKEEP. A PERFECT BLEND OF PERFORMANCE AND STYLE FOR CONTEMPORARY ARCHITECTURE.



MOISTURE-RESISTANT COMPOSITE CORE

STAIN RESISTANT SURFACE

NATURAL WOOD-GRAIN TEXTURE

SIMPLE TONGUE AND GROOVE  
INSTALLATION

EXCELLENT THERMAL INSULATION PROPERTIES



COLORS

COMES IN 1<sup>ST</sup> AND 2<sup>ND</sup> GENERATION


# PVC ASA

# CLADDING & WALL PANELS

G&S PVC ASA CLADDING REDEFINES EXTERIOR PROTECTION WITH ADVANCED POLYMER TECHNOLOGY. THE ASA-COATED SURFACE OFFERS OUTSTANDING UV AND COLOR STABILITY, ENSURING THE FINISH REMAINS VIBRANT EVEN UNDER HARSH SUN EXPOSURE. FULLY WATERPROOF AND IMPACT-RESISTANT, IT'S A STEP BEYOND WPC IN BOTH STRENGTH AND LONGEVITY. WITH ITS SLEEK, CONTEMPORARY APPEARANCE AND LOW-MAINTENANCE DESIGN, PVC ASA CLADDING IS PERFECT FOR CREATING DURABLE, MODERN FAÇADES THAT STAND THE TEST OF TIME.

# ASA RANGE PANELS


PVC ASA CLADDING AND WALL PANELS




SUPER LIGHTWEIGHT COMPOSITION



FULL POLYMER STRUCTURE RESISTS MOISTURE



QUICK INSTALLATION WITH INTERLOCKING DESIGN



ADVANCED ASA COATING ENSURES LONG-TERM COLOR STABILITY

NON-POROUS SURFACE PREVENTS MOLD AND DIRT BUILD-UP



OUTSTANDING UV AND WEATHER RESISTANCE

# WPC FENCING

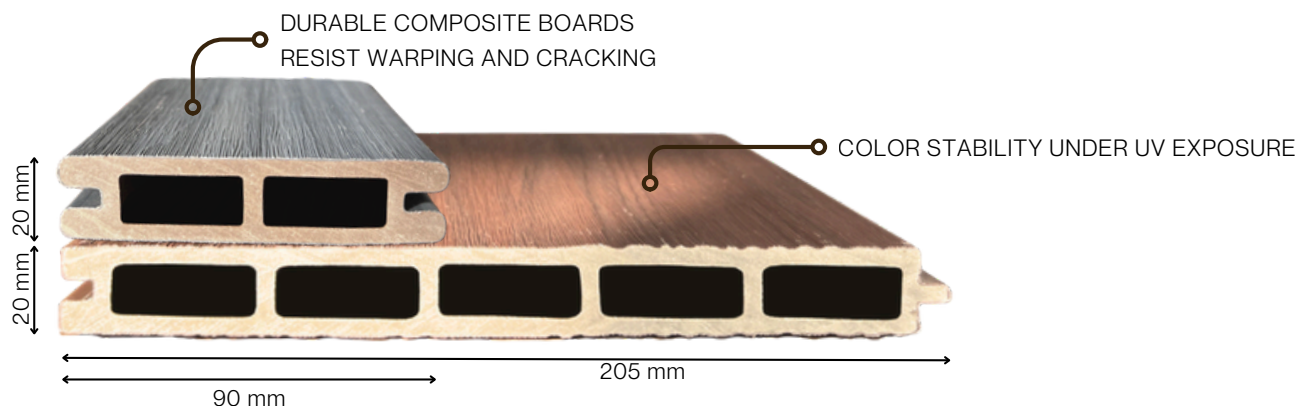
G&S WPC FENCING DELIVERS A PERFECT BALANCE OF STRENGTH, PRIVACY, AND MODERN DESIGN. MADE FROM A DURABLE WOOD-PLASTIC COMPOSITE BLEND, IT WITHSTANDS HARSH WEATHER CONDITIONS WITHOUT WARPING, CRACKING, OR FADING. ITS NATURAL WOOD-LIKE APPEARANCE AND LOW-MAINTENANCE PERFORMANCE MAKE IT AN IDEAL LONG-TERM SOLUTION FOR BOTH RESIDENTIAL AND COMMERCIAL SPACES. ENJOY THE TIMELESS LOOK OF TIMBER WITH THE ENDURING QUALITY OF COMPOSITE TECHNOLOGY.

# FENCING

## WPC FENCING SETS



G&S WPC Fencing is available in a wide range of styles and colours, with tailor-made options to suit any design. We also provide matching fence doors for a complete outdoor solution.



# WPC DECKING TILES

G&S WPC DECKING TILES OFFER A SIMPLE YET STYLISH SOLUTION FOR UPGRADING PATIOS, BALCONIES, AND GARDEN WALKWAYS. EACH TILE COMBINES A ROBUST COMPOSITE SURFACE WITH AN EASY INTERLOCKING BASE, ALLOWING QUICK INSTALLATION WITHOUT TOOLS OR ADHESIVES. RESISTANT TO FADING, MOISTURE, AND WEAR, THESE TILES PROVIDE LASTING BEAUTY AND COMFORT UNDERFOOT.

IDEAL FOR BOTH RESIDENTIAL AND COMMERCIAL APPLICATIONS, THEY DELIVER THE NATURAL WARMTH OF WOOD WITH THE CONVENIENCE OF COMPOSITE INNOVATION.

# WPC DECKING TILES



## 1<sup>ST</sup> GENERATION TILES

G&S 1st Gen WPC Decking Tiles offer an affordable and lightweight solution for easy outdoor upgrades. With a natural wood look and simple interlocking design, they provide reliable performance and quick installation.

## CO-EXTRUSION TILES

G&S Co-Extrusion Decking Tiles feature a solid core and protective outer layer for superior durability, color stability, and weather resistance. A premium choice for lasting beauty and performance in any outdoor space.



INTERLOCKING BASE FOR QUICK INSTALLATION




DRAINAGE DESIGN PREVENTS WATER ACCUMULATION


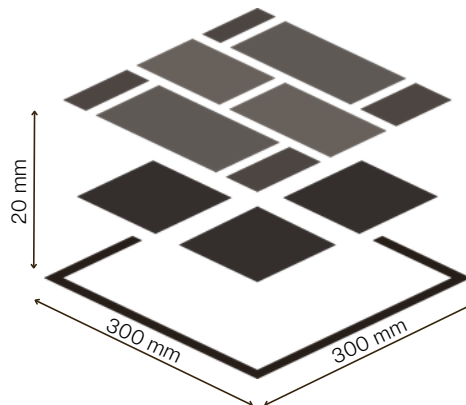
DURABLE SURFACE RESISTS WEAR AND FADING



SLIP-RESISTANT FINISH FOR OUTDOOR SAFETY



NO ADHESIVES NEEDED



# WPC PLANTER BOXES

ADD NATURAL CHARM AND DURABILITY TO YOUR OUTDOOR SPACES WITH G&S WPC PLANTER BOXES. CRAFTED FROM HIGH-QUALITY COMPOSITE MATERIALS, THEY RESIST MOISTURE, ROT, AND INSECTS, ENSURING LONG-LASTING PERFORMANCE IN ANY CLIMATE. THEIR SLEEK, MODERN FINISH COMPLEMENTS GARDENS, PATIOS, AND COMMERCIAL LANDSCAPES ALIKE. ENVIRONMENTALLY FRIENDLY AND BUILT TO LAST, THESE PLANTER BOXES OFFER A SUSTAINABLE WAY TO SHOWCASE GREENERY WITH ELEGANCE AND EASE.

# GARDEN ESSENTIALS

WPC PLANTER BOXES + GARDEN BEDS

## PLANTER BOXES

G&S WPC Planter Boxes offer a sleek, lightweight design ideal for decorative planting. Durable, weather-resistant, and easy to move, they bring modern style and long-lasting performance to patios, balconies, and gardens.



LOW MAINTENANCE, EASY TO CLEAN



WATER- AND ROT-RESISTANT COMPOSITE PANELS

## GARDEN BEDS

Built for strength and stability, G&S WPC Raised Garden Beds are designed to hold soil directly without warping or buckling. Resistant to moisture, rot, and insects, they provide a durable, low-maintenance solution for productive and attractive garden spaces.



EASY TO CONSTRUCT AND CONNECT

STABLE STRUCTURE FOR OUTDOOR ENVIRONMENTS

# WPC SHED HOUSES

G&S WPC GARDEN SHEDS COMBINE DURABILITY AND STYLE, OFFERING A MODERN ALTERNATIVE TO TRADITIONAL TIMBER STORAGE. MADE FROM HIGH-QUALITY COMPOSITE MATERIALS, THEY RESIST MOISTURE, FADING, AND INSECTS WHILE MAINTAINING A NATURAL WOOD LOOK. PRACTICAL, LOW-MAINTENANCE, AND AVAILABLE IN VARIOUS SIZES, THEY PROVIDE LONG-LASTING FUNCTIONALITY FOR ANY OUTDOOR SPACE.


# WPC SHED COLLECTION

COMPLETE DIY WPC SHED SETS



## SINGLE YARD SHEDS

Compact yet functional, our Small WPC Sheds are the ideal solution for tidy, long-lasting outdoor storage. Made from weather-resistant composite panels, they protect tools, garden equipment, and household items from moisture and UV damage. The wood-like finish blends naturally into any outdoor space, while the low-maintenance design ensures lasting appeal with minimal upkeep. Easy to assemble and built to endure, it's a smart and stylish choice for smaller gardens or patios.





## DELUXE SHED HOUSE

Designed for versatility and durability, our Deluxe WPC Garden Houses offer spacious storage or can serve as a functional outdoor workspace. Built from reinforced WPC panels, they resist moisture, fading, and decay while maintaining an elegant wood-like appearance. With customizable designs and robust structural integrity, they deliver both practicality and modern outdoor style.

# OTHER ITEMS






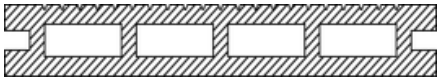






## CUSTOM DESIGNED PRODUCTS



















In addition to our core product range, G&S offers custom-made WPC solutions such as doghouses, storage units, connected garden beds and many other structures. With flexible design and manufacturing capabilities, we can create products tailored to your specific requirements in size, style, and function. Using the same durable, weather-resistant composite materials found in our decking and fencing. These custom WPC products deliver lasting quality and a cohesive look across your indoor and outdoor spaces.






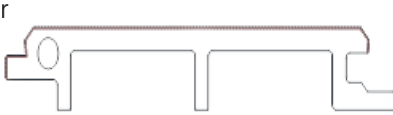



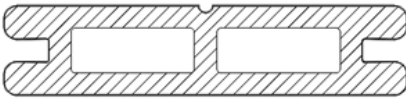







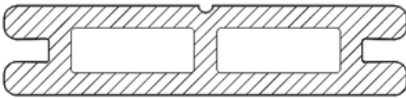


# POPULAR PRODUCT SPECIFICATIONS

SEE FULL PRODUCT SPECS AND WEIGHTS ON ENQUIRY

PRODUCT	IMAGE	PROFILE	DIMENSIONS
WPC 1 <sup>st</sup> Generation Hollow Decking			148mm x 23mm
WPC 1 <sup>st</sup> Generation Hollow Decking			140mm x 25mm
WPC 1 <sup>st</sup> Generation Hollow Decking			146mm x 22mm
WPC 1 <sup>st</sup> Generation Hollow Decking			140mm x 25mm
WPC 1 <sup>st</sup> Generation Solid Decking			140mm x 20mm
WPC 1 <sup>st</sup> Generation Solid Decking			140mm x 25mm

PRODUCT	IMAGE	PROFILE	DIMENSIONS
WPC Co-Extrusion Hollow Decking			150mm x 23mm
WPC Co-Extrusion Hollow Decking			138mm x 23mm
WPC Co-Extrusion Solid Decking			140mm x 25mm
WPC Co-Extrusion Solid Decking			138mm x 23mm
PVC ASA Decking			140mm x 22.5mm
WPC 1 <sup>st</sup> Generation Cladding			146mm x 20mm
WPC 1 <sup>st</sup> Generation Wall Panel			219mm x 26mm
WPC Co-Extrusion Cladding			219mm x 26mm
WPC Co-Extrusion Wall Panel			170mm x 20mm

PRODUCT	IMAGE	PROFILE	DIMENSIONS
WPC Co-Extrusion Wall Panel			175mm x 20mm
PVC ASA Cladding			189mm x 20mm
PVC ASA Wall Panel			113mm x 16mm
WPC 1 <sup>st</sup> Generation Fence Board			205mm x 20mm
WPC 1 <sup>st</sup> Generation Fence Board			90mm x 20mm
WPC Co-Extrusion Fence Board			157mm x 20mm
WPC Co-Extrusion Fence Board			157mm x 20mm
WPC Co-Extrusion Fence Board			205mm x 20mm
WPC Co-Extrusion Fence Board			90mm x 20mm



# Guansen WPC

Strong Stylish Sustainable



**ADD:** Baixian Economic Development Zone, Meishan Town,  
Changxing County, Huzhou City, Zhejiang Province, China



**TEL:** 0572-6701000  
**FAX:** 0572-6701001



**EMAIL:** [admin@gswpc.net](mailto:admin@gswpc.net)